



The National Center on
Addiction and Substance Abuse
at Columbia University

American Legacy Foundation®

Report on Teen Cigarette Smoking and Marijuana Use

September 2003

Funded by the American Legacy Foundation

Survey conducted by QEV Analytics

**The National Center on Addiction and Substance Abuse (CASA)
at Columbia University
Board of Directors**

Lee C. Bollinger

President of Columbia University

Columba Bush

First Lady of Florida

Joseph A. Califano, Jr.

Chairman and President of CASA

Kenneth I. Chenault

Chairman and Chief Executive Officer of American Express Company

Jamie Lee Curtis

James Dimon

Chairman and CEO of Bank One Corporation

Peter R. Dolan

Chairman and CEO of Bristol-Myers Squibb Company

Mary Fisher

Mary Fisher Care Fund

Douglas A. Fraser

Professor of Labor Studies at Wayne State University, (Former President of United Auto Workers)

Victor F. Ganz

President and Chief Executive Officer of The Hearst Corporation

Leo-Arthur Kelmenson

Chairman of the Board of FCB Worldwide

Donald R. Keough

Chairman of the Board of Allen and Company Incorporated, (Former President of The Coca-Cola Company)

David A. Kessler, M.D.

Dean, School of Medicine and Vice Chancellor for Academic Health, University of California, San Francisco

Manuel T. Pacheco, Ph.D.

Joseph J. Plumeri II

Chairman and CEO of The Willis Group Limited

Shari E. Redstone

President of National Amusements, Inc.

E. John Rosenwald, Jr.

Vice Chairman of Bear, Stearns & Co. Inc.

Michael P. Schulhof

Louis W. Sullivan, M.D.

President Emeritus of Morehouse School of Medicine

John J. Sweeney

President of AFL-CIO

Michael A. Wiener

Founder and Chairman Emeritus of Infinity Broadcasting Corporation

Directors Emeritus

James E. Burke (1992-1997)

Betty Ford (1992-1998)

Barbara C. Jordan (1992-1996)

LaSalle D. Leffall, Jr., M.D., F.A.C.S. (1992-2001)

Nancy Reagan (1995-2000)

Linda Johnson Rice (1992-1996)

George Rupp (1993-2002)

Michael I. Sovern (1992-1993)

Frank G. Wells (1992-1994)



American Legacy Foundation®

BOARD OF DIRECTORS

Steven A. Schroeder, M.D., Chair
Distinguished Professor of Health and Health Care;
Director, Smoking Cessation Leadership Center
Department of Medicine, University of California - San Francisco
San Francisco, CA

Representative Alma Adams, Ph.D., Vice Chair
State Representative, North Carolina
Raleigh, NC

Attorney General William H. Sorrell, Treasurer
Attorney General, State of Vermont
Montpelier, VT

Jaime Fiorucci-Hughes
University of Kansas
Lawrence, KS

Attorney General Mike Fisher
Attorney General, State of Pennsylvania
Harrisburg, PA

Ellen R. Gritz, Ph.D.
Professor & Chair
Department of Behavioral Science, University of Texas M. D. Anderson Cancer Center
Houston, TX

Elmer Emilio Huerta, M.D., M.P.H.
Founder, Director & Physician, The Cancer Preventorium
The Washington Cancer Institute
Washington Hospital Center
Washington, DC

Governor Linda Lingle
Governor, State of Hawaii
Honolulu, Hawaii

Governor Janet Napolitano
Governor, State of Arizona
Phoenix, Arizona

Cheryl G. Heaton, DrPH
President & CEO, American Legacy Foundation
Washington, DC

STATEMENT OF
CHERYL G. HEALTON, DrPH
President and Chief Executive Officer
American Legacy Foundation
and
JOSEPH A. CALIFANO, JR.
Chairman and President
The National Center on Addiction and Substance Abuse (CASA) at
Columbia University

In 1994, The National Center on Addiction and Substance Abuse (CASA) at Columbia University issued its report, *Cigarettes, Alcohol, Marijuana: Gateways to Illicit Drug Use*, a statistical analysis which found that teens who smoked cigarettes were 12 times likelier to use marijuana and more than 19 times likelier to use cocaine. Similar analyses have also been conducted by a number of distinguished researchers, including Denise Kandel, PhD (1992). In recent years, scientists have found evidence that sheds light on this statistical relationship: studies at the University of Cagliari in Italy, Complutense University in Madrid, and Scripps Research Institute in California reveal that marijuana affects levels of dopamine (the substance that gives pleasure) in the brain in a manner similar to nicotine, heroin and cocaine. Dr. Nora Volkow, Director of the National Institute on Drug Abuse, has stated that “cigarette smoking may also facilitate consumption of other drugs.” As a smoked drug, cigarettes initiate teens into the sensation of inhaling a drug and desensitize them to the feeling of smoke entering their lungs.

These findings--and their implications for American teenagers--led us to examine how prevalent marijuana was in the life of teenage smokers. As a result, The National Center on Addiction and Substance Abuse (CASA) at Columbia University and the American Legacy Foundation included in CASA’s 2003 back to school survey of 12- to 17-year olds--the *CASA National Survey of American Attitudes on Substance Abuse VIII: Teens and Parents*--questions regarding the extent to which marijuana is part of the life of a teenage smoker.

This report on the results of this survey by CASA and the American Legacy Foundation finds that marijuana is pervasive in the life of a teenage cigarette smoker. Teens who smoke nicotine cigarettes are 14 times likelier to try marijuana, six times likelier to be able to buy marijuana in an hour or less and 18 times likelier to report that most of their friends smoke marijuana. Among teens who are repeat marijuana users, 60 percent tried cigarettes first. The findings indicate that reducing teen smoking can be a singularly effective way to reduce teen marijuana use.

There is a powerful message for the Administration and Congress in these findings: the media and public service awareness campaigns to prevent teen drug use--such as the National Youth Anti-Drug Media Campaign of the White House Office of National Drug Control Policy and that of the Partnership for a Drug-Free America--should devote a significant amount of their energy and time to discourage cigarette smoking among teens. President George W. Bush last year committed to reduce illegal drug use by 10 percent over two years and 25 percent over five years. He can only achieve such dramatic declines by sharp reductions in marijuana use. This report suggests one powerful way to help the administration attain its stated goal. We urge the administration to take advantage of this opportunity and educate the nation on the dangers of tobacco use.

There is also a powerful message for parents in these findings: to the extent that biological activation and desensitization play a role, preventing teen initiation of cigarette use can significantly reduce teen involvement with other drugs--especially drugs that are typically smoked, such as marijuana. This underscores--for parents, teachers, policymakers and anyone else concerned with the welfare of American children--the importance of intervening to end teen cigarette smoking in order to prevent other drug use.

Table of Contents

Chapter I: Introduction and Key Findings	1
Chapter II: Cigarette Smoking and Marijuana	3
Cigarette Smoking and Marijuana	3
Repeat Marijuana Use More Common Among Teens Who Smoke Cigarettes.....	4
Availability of Marijuana.....	4
Teen Perceptions About Cigarette Smoking and Marijuana Use	5
Chapter III: Cigarette Smoking and Drugs in Schools	7
Drugs are Likelier to be Used, Kept or Sold at Schools Where Smoking Occurs.....	7
Appendix A: Survey Methodology	9
Appendix B: 2003 CASA Survey of Teenagers, 12- to 17-Years Old	11



Chapter I

Introduction and Key Findings

For eight years, CASA has been engaged in the unprecedented undertaking of surveying attitudes of teens and those who most influence them--parents, teachers and school principals. While other surveys seek to measure the extent of substance abuse in the population, the *CASA National Survey of American Attitudes on Substance Abuse VIII: Teens and Parents* probes substance-abuse risk and identifies factors that increase or diminish the likelihood that teens will abuse tobacco, alcohol or illegal drugs. We regard this effort as a work in progress and strive to refine it each year.

This year, for the first time, working with the American Legacy Foundation, CASA asked a series of questions to examine statistical associations between teen cigarette smoking and teen marijuana use.

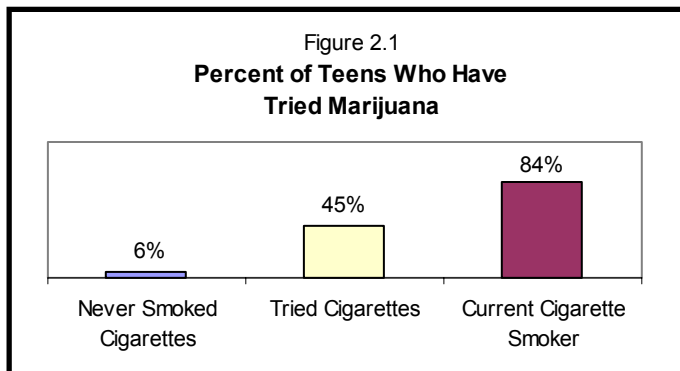
The troubling findings:

- Teens who smoke cigarettes are 14 times likelier than those who do not to try marijuana.
- Among teens who admit to having tried marijuana, those who do not smoke cigarettes are likelier to have tried marijuana only once.
- Teens who have tried marijuana and are current cigarette smokers are 60 percent likelier to be repeat (as opposed to one-time) marijuana users.
- Teens who are current cigarette smokers are six times likelier than those who have never smoked cigarettes to report that they can buy marijuana in an hour or less.
- Fifty-five percent of teens who are current cigarette smokers report more than half their friends use marijuana, compared with only three percent of those who have never smoked cigarettes.
- Among teens who are repeat marijuana users, 60 percent tried cigarettes first.
- Seventy-seven percent of teens believe that a teen who smokes cigarettes is more likely to use marijuana.

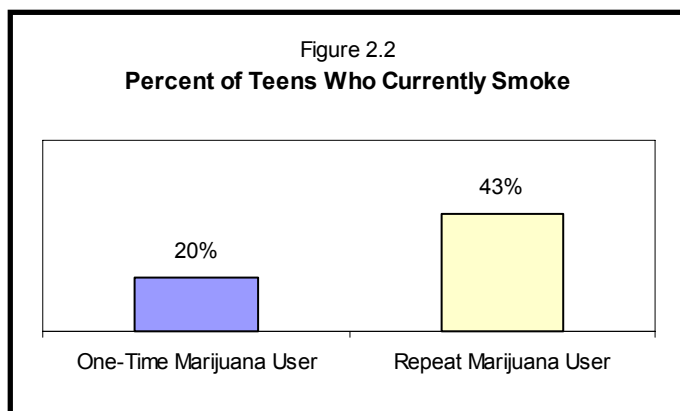


Chapter II Cigarette Smoking and Marijuana

A teen who is a current smoker (i.e., one who smoked within the past 30 days) is 14 times likelier to try marijuana than a teen who has never smoked cigarettes (84 percent vs. six percent). (Figure 2.1). A teen who is a current smoker is almost twice as likely to try marijuana than a teen who has tried cigarettes but is not a current smoker (84 percent vs. 45 percent). (Figure 2.1).



Of teens who have tried marijuana once, 20 percent are current cigarette smokers. Of teens who are repeat marijuana users, 43 percent are current cigarette smokers. (Figure 2.2).

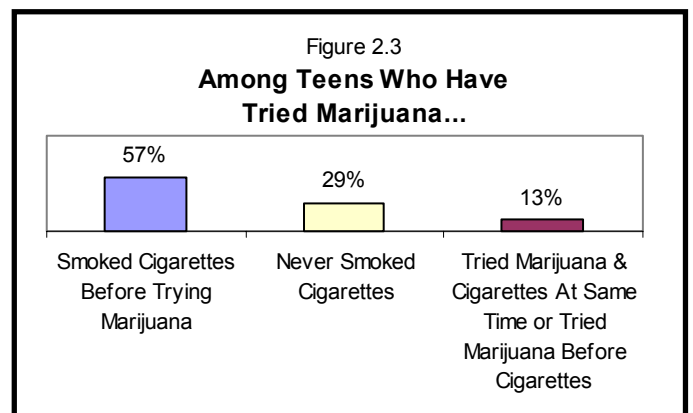


Cigarette Smoking and Marijuana

Among teens who have tried marijuana:

- 57 percent smoked cigarettes first;
- 29 percent have not smoked cigarettes;
- 13 percent smoked cigarettes at about the same time or after they tried marijuana.

(Figure 2.3).

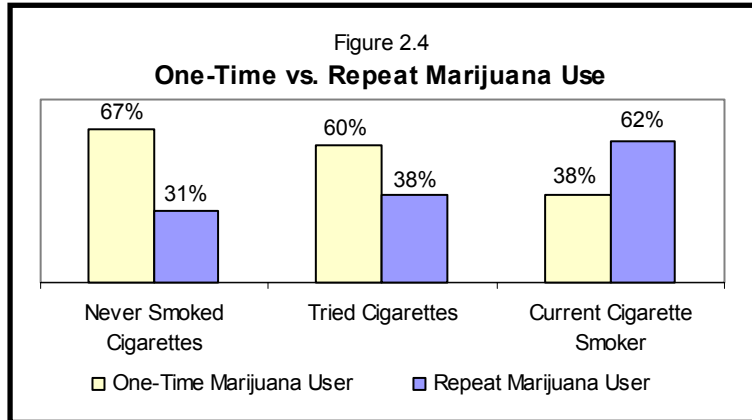


Thus, a 50 percent reduction in teen cigarette smoking could effect a substantial reduction in teen marijuana use--as much as 16.5 percent to 28.5 percent. The high end of the range assumes that half of the 57 percent of teens who smoked cigarettes first would not have smoked marijuana if they had not smoked cigarettes. The low end assumes that 42 percent of the 57 percent of teens who smoked cigarettes first might use marijuana even if they had not smoked cigarettes first.

Repeat Marijuana Use More Common Among Teens Who Smoke Cigarettes

Among teens who have tried marijuana, some have tried marijuana only once and others are repeat marijuana users. Whether a teen is a one-time user or a repeat user of marijuana is associated with the teen's cigarette smoking experience.

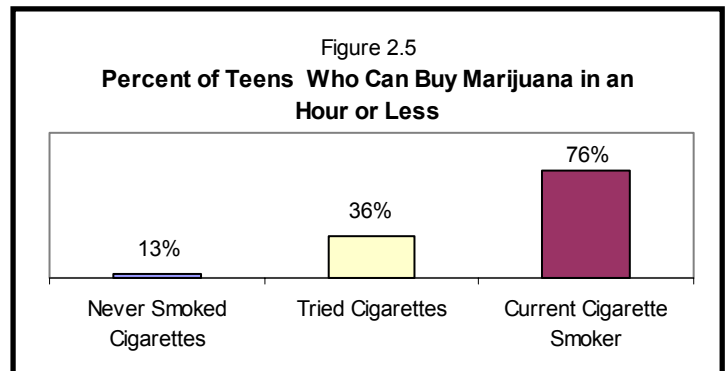
Among those teens who have tried marijuana and are current cigarette smokers, 62 percent are repeat marijuana users and 38 percent used marijuana only once. (Figure 2.4). The results flip when the teens are not current smokers: Among teens who have tried marijuana and have also tried cigarettes but are not current cigarette smokers, 38 percent are repeat marijuana users and 60 percent used marijuana only once. Among teens who have tried marijuana but have never smoked cigarettes, 31 percent are repeat marijuana users and 67 percent used marijuana only once. (Figure 2.4).



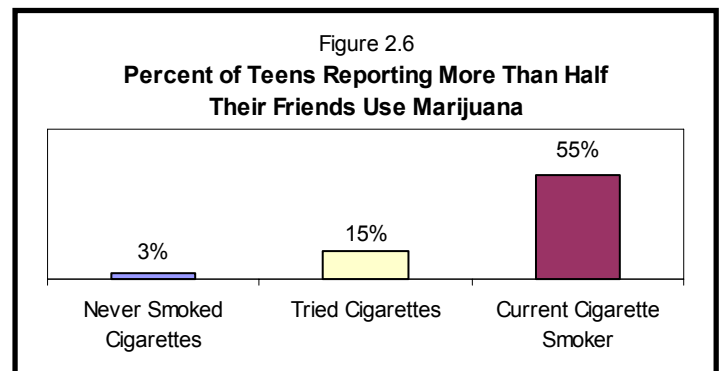
Teens who are repeat marijuana users are likely to have started by smoking nicotine cigarettes: Among teens who are repeat marijuana users, 60 percent tried cigarettes first.

Availability of Marijuana

Marijuana is a pervasive presence for those teens who smoke cigarettes. Seventy-six percent of those teens who are current cigarette smokers can buy marijuana in an hour or less. Thirty-six percent of those teens who have tried cigarettes but are not current smokers can buy marijuana in an hour or less. Thirteen percent of teens who have never smoked cigarettes can buy marijuana in an hour or less. (Figure 2.5).

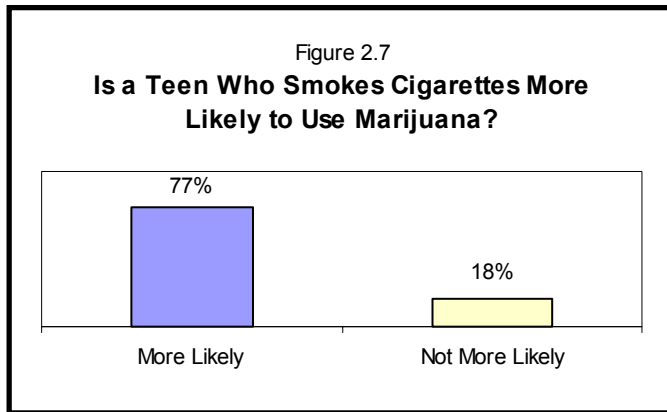


Teen current cigarette smokers are more likely than teen non-smokers to report that most of their friends use marijuana. Fifty-five percent of teen smokers report that more than half of their friends use marijuana, compared with 15 percent of those teens who have tried cigarettes but are not current smokers and three percent of those teens who have never smoked. (Figure 2.6).



Teen Perceptions About Cigarette Smoking and Marijuana Use

Teens perceive a connection between cigarette smoking and marijuana use: When asked whether they think that a teen who smokes cigarettes is more likely to use marijuana, 77 percent respond in the affirmative. (Figure 2.7).



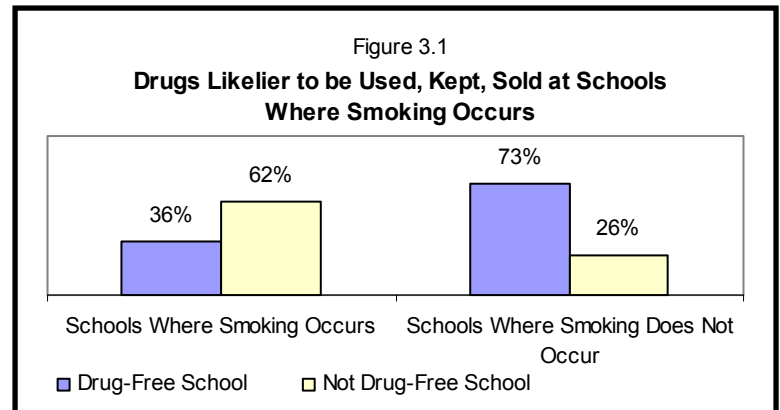


Chapter III

Cigarette Smoking and Drugs in Schools

Drugs are Likelier to be Used, Kept or Sold at Schools Where Smoking Occurs

In schools where smoking occurs, 36 percent are drug free (i.e., schools where drugs are not used, kept or sold) and 62 percent are not drug free. In schools where smoking cigarettes on school grounds is not tolerated, 73 percent are drug free and 26 percent are not. (Figure 3.1).



Appendix A

Survey Methodology

The questionnaire for CASA's 2003 back to school survey was designed by the staffs of QEV Analytics and CASA. Questions and themes were pretested by conducting focus groups in Wayne, New Jersey, with suburban teens without a particular ethnic or racial characteristic; qualitative research in previous years has focused on specific ethnic and racial communities.

The survey was conducted by telephone, utilizing a random household selection procedure, in which a large pool of telephone numbers was assembled by a commercial survey sample vendor utilizing extensive information concerning telephone number assignments across the country. Numbers in this initial pool represented all 48 continental states in proportion to their population, and were pre-screened by computer to eliminate as many unassigned or nonresidential telephone numbers as possible so as to improve the efficiency of the telephone interviewing process.

Despite assurances of confidentiality, we assume that some teenage respondents will be reluctant to admit illegal activities over the telephone to someone unknown to them. Therefore, this survey--like any self-report telephone survey--likely underreports the extent of use of illegal drugs and the consumption of tobacco products and alcohol by teenagers and over-reports positive behaviors.

Households were qualified for participation in the survey by determining that a teen 12- to 17-years old lived in the household. At least four call back attempts were made to each telephone number before the telephone number was rejected. All interviewing was conducted by a single telephone interviewing center; however, additional agencies were utilized to qualify households for participation in the survey. In roughly 400 cases, a household was pre-qualified for participation while the interviews were conducted in subsequent calls.

Once a household was qualified as the residence of an eligible teenager, age 12 to 17, permission for survey participation of the teen was sought from the teen's parent or guardian. After permission was obtained, if the potential teen participant was available, the teen interview was attempted. If the potential teen participant was not available at the time of the initial contact with the parent or guardian, then the parent/guardian interview was attempted, and a call back scheduled for the teen interview.

In total, 1,987 teenagers and 504 parents of teenagers were interviewed between April 30, 2003 and July 14, 2003. The margin of sampling error for the 2003 teen survey is ± 2.2 percent at a 95 percent confidence level (meaning, were it possible to interview all teenagers in the country between the ages of 12 and 17, the results would vary by no more than ± 2.2 percent, 19 times out of 20, from what was found in this survey).

The large number of interviews was collected in order to obtain a substantial subsample of admitted marijuana users. Among the 1,987 teen respondents to the 2003 survey, 385 admitted to having tried marijuana. Therefore, the margin of sampling error for this population of admitted marijuana users is ± 4.99 percent) at a 95 percent confidence level.

The achieved sample had roughly half the number of Hispanics and African-Americans than in the target population as a whole, and 50 percent more respondents in the "other" ethnic/racial category. Because of the large sample, a substantial number of Hispanics and African-American teens were interviewed, and the underrepresentation was corrected through weighting. However, the relatively low response rate by Hispanics and African-Americans could potentially influence the representativeness of the Hispanic and African-American sample.

The data collection process was supervised by QEV Analytics of Washington, DC. After comparing the obtained results of the survey with known national characteristics of the population of teenagers, 12 to 17, weighting was applied to bring the achieved age, gender, and ethnic distribution into line with the March 2003 Current Population Survey of the U.S. Census Bureau.

The reported rate of marijuana usage is 16 percent. Careful readers will notice that this implies our analysis of marijuana users is based on fewer than 385 (16 percent of 1,987 is 318). This apparent contradiction is a function of the weighting. In order to obtain our subsample of marijuana users, we oversampled older teens (because users of marijuana are disproportionately older). To insure that this oversample of older teens did not skew the overall reported results of the survey, a weighting was applied to insure the reported sample precisely matches the age distribution of the national teen population, 12 to 17. This weighting has the effect of making it appear as though fewer older teens were interviewed than actually were. The margin of sampling error for the sample of marijuana users is calculated on the basis of actual interviews conducted (385), not the apparent number of interviews (318).

Where numbers should add to 100 percent but do not, this is due to rounding and don't know/no response categories.

The survey analysis and the writing of the report were done by Steve Wagner of QEV Analytics, Roger Vaughan, MS, DrPH, head of CASA's Substance Abuse Data Analysis Center (SADAC) and Consulting Editor for Statistics and Evaluation for the *American Journal of Public Health*, and Elizabeth Planet of CASA. Complete results of the *CASA National Survey of American Attitudes on Substance Abuse VIII: Teens and Parents* and detailed methodological information can be found at <http://www.casacolumbia.org>.

We appreciate the counsel of our survey advisory group members: Peter Bearman, PhD, Professor of Sociology, Columbia University and Director of the Institute for Social and Economic Research and Policy, Columbia University and Co-Principal Investigator of The National Longitudinal Study of Adolescent Health; Richard R. Clayton, PhD, Scientific Director of the Center for Prevention Research at the University of Kentucky; J. David Hawkins, PhD, Director, Social Development Research Group, University of Washington; Timothy Johnson, PhD, Director of the Survey Research Laboratory, University of Illinois, Chicago, Associate Professor of Public Administration and Associate Research Professor, School of Public Health, University of Illinois, Chicago; Robert Shapiro, PhD, Chairman, Department of Political Science, Columbia University and Editor of "The Poll Trends" *Public Opinion Quarterly*; and Nicholas Zill, PhD, a Psychologist and Vice President and Director of the Child and Family Study Area, Westat, Inc.

All these individuals helped, but CASA, the American Legacy Foundation and QEV Analytics are responsible for this report.

Appendix B

2003 CASA Survey of Teenagers, 12- to 17-Years Old

Weighted Frequencies

First, what is your age, please?

17%	12
17%	13
17%	14
16%	15
17%	16
17%	17
*	OTHER (THANK & TERMINATE)

2. Do you currently attend school? [IF YES] What grade are you in?

1%	DOES NOT ATTEND SCHOOL
11%	6
15%	7
15%	8
15%	9
16%	10
15%	11
10%	12
1%	OTHER
*	DON'T KNOW/NO RESPONSE

3. [IF GRADE 9] Is your school a Middle, Intermediate or Junior High School, or is it a High or Senior High School?

22%	MIDDLE/JUNIOR HIGH SCHOOL
71%	HIGH/SENIOR HIGH SCHOOL
6%	OTHER/NEITHER
1%	DON'T KNOW/NO RESPONSE
83%	NOT ASKED

4. What kind of school do you attend: public, private but not religious, Catholic, or other religiously affiliated?

84%	PUBLIC
6%	PRIVATE, NOT RELIGIOUSLY AFFILIATED
6%	CATHOLIC
3%	OTHER RELIGIOUSLY AFFILIATED
2%	DON'T ATTEND SCHOOL
*	DON'T KNOW/NO RESPONSE

5. What kind of grades do you get in school? Just stop me when I read the right category...

1%	MOSTLY D's AND F's
3%	MOSTLY C's AND D's
3%	MOSTLY C's

- 21% MOSTLY B's AND C's
- 8% MOSTLY B's
- 44% MOSTLY A's AND B's
- 18% MOSTLY A's
- 1% DON'T KNOW/NO RESPONSE

6. Gender [BY OBSERVATION, ASK IF NECESSARY]

- 51% MALE
- 49% FEMALE

Please tell me whether you live with the following adults:

7. Do you live with your biological mother? [IF NO] Do you live with a stepmother?

- 92% BIOLOGICAL MOTHER
- 3% STEP MOTHER
- 6% NEITHER
- * DON'T KNOW/NO RESPONSE

8. Do you live with your biological father? [IF NO] Do you live with a stepfather?

- 80% BIOLOGICAL FATHER
- 7% STEP FATHER
- 12% NEITHER
- 1% DON'T KNOW/NO RESPONSE

Family Structure of Respondent (Composite Variable):

- 78% BOTH BIOLOGICAL PARENTS
- 6% BIO MOM, STEP DAD
- 8% BIO MOM, NO DAD
- 4% BIO DAD, NO MOM
- 3% NO BIO PARENT

9. [IF NOT LIVE WITH BIOLOGICAL FATHER] How often do you spend time with your biological father — everyday, at least once a week, at least once every two weeks, at least once a month, several times a year, once a year, never?

- 4% EVERYDAY
- 16% AT LEAST ONCE A WEEK
- 10% AT LEAST ONCE EVERY TWO WEEKS
- 7% AT LEAST ONCE A MONTH
- 8% SEVERAL TIMES A YEAR
- 5% ONCE A YEAR
- 46% NEVER
- 3% DON'T KNOW/NO RESPONSE
- [80% NOT ASKED]

10. Is there another adult living in your home who is not related to you?

- 6% YES
- 95% NO
- 0% DON'T KNOW/NO RESPONSE

11. Is there something you do, an activity or a hobby or a sport, that you are really into? What is that? [OPEN-ENDED PRECODED]

7% NONE
1% MEMBERSHIP ORGANIZATION (BOY SCOUTS, GIRL SCOUTS, ETC.)
1% RELIGIOUS ACTIVITIES
6% HOBBY
10% MUSICAL INSTRUMENT/BAND
54% SPORTS TEAM
3% ACADEMIC INTEREST/CLUB
1% CAREER OR PROFESSIONAL ORIENTED ACTIVITY (4H, OTHER)
3% INTERNET, COMPUTERS, COMPUTER GAMING
9% RECREATIONAL ACTIVITIES
5% OTHER RESPONSES
1% DON'T KNOW/ REFUSED

12. And is there something else — another activity or hobby or sport — that you are really into?

8% NOT ASKED (NO INITIAL ACTIVITY)
30% NOTHING ELSE
2% MEMBERSHIP ORGANIZATION (BOY SCOUTS, GIRL SCOUTS, ETC.)
1% RELIGIOUS ACTIVITIES
10% HOBBY
7% MUSICAL INSTRUMENT/BAND
12% SPORTS TEAM
4% ACADEMIC INTEREST/CLUB
1% CAREER OR PROFESSIONAL ORIENTED ACTIVITY (4H, OTHER)
5% INTERNET, COMPUTERS, COMPUTER GAMING
9% RECREATIONAL ACTIVITIES
5% OTHER RESPONSES
8% DON'T KNOW/ REFUSED

13. [PRECODE OPEN END] What is the most important problem facing people your age — that is, the thing which concerns you the most?

(education)

14% DOING WELL IN SCHOOL
5% GETTING INTO COLLEGE
1% THE GENERAL LACK OF QUALITY EDUCATION

(drugs)

19% DRUGS
3% ALCOHOL
1% TOBACCO

(moral values)

3% DECLINING MORAL STANDARDS/IMMORALITY
1% LACK OF RELIGION / SPIRITUALITY
1% TELEVISION/MOVIES/POP CULTURE

(social issues/relations)

20% SOCIAL PRESSURES (POPULARITY, "FITTING-IN")
4% SEXUAL ISSUES

- 3% GETTING ALONG WITH PARENTS [OR PARENT OR GUARDIAN]/OTHER PROBLEMS AT HOME
- 1% HAVING A SAY/COMMUNICATIONS
- (violence)*
- 2% CRIME AND VIOLENCE IN SCHOOL
- 1% OTHER CRIME AND VIOLENCE
- (economics)*
- 1% JOBS/ECONOMIC OPPORTUNITY
- 1% LACK OF MONEY
- 8% OTHER RESPONSES
- 12% DON'T KNOW/NO RESPONSE

14. How often do you feel bored: are you often bored, occasionally bored, rarely bored, or never bored?

- 17% OFTEN BORED
- 49% OCCASIONALLY BORED
- 25% RARELY BORED
- 9% NEVER BORED
- * DON'T KNOW/NO RESPONSE

15. [IF NOT "NEVER BORED"] Are you more likely to experience boredom while in school, or at a time when you're not in school?

- 41% BORED WHILE IN SCHOOL
- 46% BORED NOT IN SCHOOL
- 5% DON'T KNOW/NO RESPONSE
- 9% NOT ASKED

16. How much stress is there in your life? Think of a scale between 0 and 10, where 0 means you usually have no stress at all and 10 means you usually are have a very great deal of stress, which number would you pick to indicate how much stress there is in your life? [RECORD ACTUAL RESPONSE]

- 4% 0 (NO STRESS AT ALL)
- 4% 1
- 8% 2
- 14% 3
- 14% 4
- 18% 5
- 12% 6
- 13% 7
- 9% 8
- 3% 9
- 2% 10 (VERY GREAT DEAL OF STRESS)
- * DON'T KNOW/NO RESPONSE

17. In a typical month, how often do you attend church or religious services? [RECORD ACTUAL RESPONSE]

- 21% 0
- 10% 1
- 8% 2
- 8% 3

36% 4
 14% 5+
 3% DON'T KNOW/NO RESPONSE

18. In a typical week, how often do you and your parents [or parent or guardian] eat dinner together? [RECORD ACTUAL RESPONSE]

5% 0
 6% 1
 7% 2
 11% 3
 10% 4
 12% 5
 7% 6
 42% 7
 1% DON'T KNOW/NO RESPONSE

19. [IF NOT "0" DINNERS EATEN TOGETHER] When you and your parents [or parent or guardian] eat dinner together, how many of these dinners in a typical week will be mainly home-cooked food, as opposed to take-out food? By take-out food, I mean food purchased from a fast food or quick service restaurant but eaten at home. [RECORD ACTUAL RESPONSE]

2% 0
 8% 1
 9% 2
 14% 3
 14% 4
 15% 5
 13% 6
 19% 7
 1% DON'T KNOW/NO RESPONSE
 5% NOT ASKED

20. [IF NOT "0" HOME-COOKED DINNERS] When you eat home-cooked dinners with your parents [or parent or guardian], how often are vegetables and/or fruits included in the meal: always, usually, sometimes, never?

57% ALWAYS
 26% USUALLY
 10% SOMETIMES
 * NEVER
 * DON'T KNOW/NO RESPONSE
 7% NOT ASKED

21. [IF NOT "0" DINNERS EATEN TOGETHER] And when you and your parents [or parent or guardian] eat dinner together, how many of these dinners in a typical week will be mainly take-out food, as opposed to home-cooked food? Again, by take-out food, I mean food purchased from a fast food or quick service restaurant but eaten at home. [RECORD ACTUAL RESPONSE]

57% 0
 24% 1
 9% 2
 3% 3
 1% 4
 * 5
 0% 6

- * 7
- 2% DON'T KNOW/NO RESPONSE
- 5% NEVER HAVE DINNER TOGETHER [NOT ASKED]

22. [IF NOT "0" TAKE-OUT DINNERS] When you eat dinners of take-out food with your parents [or parent or guardian], how often are vegetables and/or fruits included in the meal: always, usually, sometimes, never?

- 16% ALWAYS
- 22% USUALLY
- 44% SOMETIMES
- 17% NEVER
- 1% DON'T KNOW/NO RESPONSE
- [62% NOT ASKED]

23. In a typical week, how much money do you have which you can spend on things you want? [RECORD ACTUAL RESPONSE]

- 6% \$0
- 15% \$1-<\$10
- 19% \$11-<\$15
- 30% \$15-<\$30
- 9% \$30-<\$50
- 15% \$50+
- 6% DON'T KNOW/NO RESPONSE

24. [IF NOT "DON'T KNOW/NO RESPONSE" OR "\$0.00" ABOVE] Where do you get this money: mainly from your parents, mainly from working at a job, or mainly from another source?

- 53% PARENTS
- 28% JOB
- 6% ANOTHER SOURCE
- * DON'T KNOW/NO RESPONSE
- 13% NOT ASKED

25. How would you describe your main racial or ethnic heritage: are you mainly Hispanic or Latino-American (whether black or white); white but not Hispanic; African-American or black but not Hispanic; Asian-American; or Native American?

- 9% HISPANIC OR LATINO-AMERICAN
- 63% WHITE BUT NOT HISPANIC
- 11% AFRICAN-AMERICAN OR BLACK BUT NOT HISPANIC
- 3% ASIAN-AMERICAN
- 5% NATIVE-AMERICAN
- 8% OTHER/MIXED
- 2% DON'T KNOW/NO RESPONSE

Let's talk about your school for a moment ...

26. Do students smoke on school grounds? [IF YES] Is smoking explicitly allowed, or is it tolerated, or does it happen despite the best efforts of the school administrators?

- 65% NO SMOKING ON SCHOOL GROUNDS
- 3% SMOKING IS EXPLICITLY ALLOWED
- 4% SMOKING IS TOLERATED
- 27% SMOKING OCCURS DESPITE BEST EFFORTS OF ADMINISTRATORS

- 2% DON'T KNOW/NO RESPONSE
27. Is your school a drug-free school or is it not drug free, meaning some students keep drugs, use drugs or sell drugs on school grounds?
- 60% DRUG FREE
38% NOT DRUG FREE
2% DON'T KNOW/NO RESPONSE
28. [IF NOT DRUG FREE] [SPLIT SAMPLE, VERSION A] Have you personally ever seen illegal drugs being sold in your school or on school grounds?
- 40% YES
58% NO
2% DON'T KNOW/NO RESPONSE
- [IF NOT DRUG FREE] [SPLIT SAMPLE VERSION B] Have you personally ever seen illegal drugs being used in your school or on school grounds?
- 39% YES
59% NO
2% DON'T KNOW/NO RESPONSE
29. What percentage of students at your school do you think regularly use illegal drugs, and I mean this to include the abuse of prescription drugs? (PROMPT AS NECESSARY: none would be 0%, all would be 100%, and you can pick any number in between) [RECORD ACTUAL RESPONSE]
- 11% 0% (NONE)
30% 1 - 10%
15% 11 - 25%
21% 26- 50%
12% 51 - 100%
10% DON'T KNOW/NO RESPONSE
30. Are students in your school ever tested for the use of illegal drugs?
- 29% YES
64% NO
7% DON'T KNOW/NO RESPONSE
31. [IF YES] When are students in your school tested for illegal drugs: are they tested randomly, or just when they are suspected of using drugs, or just when they are on a sports team? [ACCEPT VOLUNTEERED RESPONSE OF BOTH WHEN ON A SPORTS TEAM AND SUSPECTED OF USING]
- 22% TESTED RANDOMLY
45% SUSPECTED OF USING DRUGS
21% WHEN ON A SPORTS TEAM
7% BOTH WHEN SUSPECTED AND ON A SPORTS TEAM
2% OTHER CIRCUMSTANCES
4% DON'T KNOW/NO RESPONSE
[71% NOT ASKED]

32. Have you ever been tested for drug use?

- 11% YES
- 89% NO
- * DON'T KNOW/NO RESPONSE

33. How effective do you think drug testing is at keeping kids your age from using illegal drugs — is it very effective, somewhat effective not very effective or not effective at all?

- 21% VERY EFFECTIVE
- 46% SOMEWHAT EFFECTIVE
- 21% NOT VERY EFFECTIVE
- 9% NOT EFFECTIVE AT ALL
- 3% DON'T KNOW/NO RESPONSE

34. Are students' lockers regularly searched at your school?

- 35% YES
- 62% NO
- 3% DON'T KNOW/NO RESPONSE

35. How effective do you think locker searches are at keeping teenagers from using illegal drugs — are they very effective, somewhat effective not very effective or not effective at all?

- 19% VERY EFFECTIVE
- 36% SOMEWHAT EFFECTIVE
- 28% NOT VERY EFFECTIVE
- 13% NOT EFFECTIVE AT ALL
- 4% DON'T KNOW/NO RESPONSE

36. [SPLIT SAMPLE VERSION A] Which is easiest for someone your age to buy: cigarettes, beer or marijuana?

- 35% CIGARETTES
- 18% BEER
- 34% MARIJUANA
- 4% THE SAME
- 9% DON'T KNOW/NO RESPONSE

[SPLIT SAMPLE VERSION B] Which is easiest for someone your age to obtain: cigarettes, beer or marijuana?

- 39% CIGARETTES
- 27% BEER
- 19% MARIJUANA
- 5% THE SAME
- 10% DON'T KNOW/NO RESPONSE

37. Which is the least expensive to use regularly: cigarettes, beer or marijuana?

- 36% CIGARETTES
- 32% BEER
- 11% MARIJUANA
- 1% THE SAME
- 19% DON'T KNOW/NO RESPONSE

38. And which is the most expensive to use regularly: cigarettes, beer or marijuana?

15% CIGARETTES
10% BEER
62% MARIJUANA
1% THE SAME
13% DON'T KNOW/NO RESPONSE

39. Thinking now about your own close circle of friends, how many of your friends smoke at least one cigarette a day — none of them, less than half, about half, more than half, or all of them?

70% NONE
19% LESS THAN HALF
4% HALF
4% MORE THAN HALF
3% ALL OF THEM
1% DON'T KNOW/NO RESPONSE

40. Do either of your parents currently smoke at least one cigarette a day? [IF YES] Which of your parents smokes?

9% YES, MOTHER
10% YES, FATHER
8% YES, BOTH
74% NO, NEITHER
* DON'T KNOW/NO RESPONSE

41. [IF NEITHER] Did either of your parents ever smoke cigarettes?

26% YES, USED TO SMOKE
47% NO, NEVER SMOKED
1% DON'T KNOW/NO RESPONSE
26% NOT ASKED

42. How old were you when you smoked your first cigarette? [IF RESPONDENT EXPRESSES UNCERTAINTY] If you don't remember exactly, tell me roughly how old you were. [RECORD ACTUAL RESPONSE]

81% NEVER TRIED
4% <= 10
1% 11
3% 12
3% 13
3% 14
2% 15
1% 16
1% 17
1% DON'T KNOW/NO RESPONSE

43. [IF SMOKED] How often have you smoked cigarettes during the past 30 days ... [READ OPTIONS]

14% NOT AT ALL
2% LESS THAN ONE CIGARETTE PER DAY
2% ONE TO FIVE CIGARETTES PER DAY
1% ABOUT HALF PACK PER DAY

- 1% ONE PACK OR MORE PER DAY
- * DON'T KNOW/NO RESPONSE
- 81% NOT ASKED (NEVER SMOKED)

44. Thinking now about your own close circle of friends, how many of them currently drink beer or other alcoholic drinks pretty regularly, like most weekends — none of them, less than half, about half, more than half, or all of them?

- 56% NONE
- 24% LESS THAN HALF
- 8% HALF
- 7% MORE THAN HALF
- 5% ALL OF THEM
- 1% DON'T KNOW/NO RESPONSE

45. In a typical week, will your father drink wine, beer, or another alcoholic beverage? [IF YES] Would you say in a typical day, he will have no drinks, one drink, two drinks, or more than two drinks? [IF NO] Does he ever drink?

- 43% NEVER DRINKS
- 25% OCCASIONAL DRINKER
- 7% WEEKLY DRINKER, NONE IN TYPICAL DAY
- 14% 1 PER DAY
- 5% 2 PER DAY
- 3% 3+ PER DAY
- 4% DON'T KNOW/NO RESPONSE

46. In a typical week, will your mother drink wine, beer, or another alcoholic beverage? [IF YES] Would you say in a typical day, she will have no drinks, one drink, two drinks, or more than two drinks? [IF NO] Does she ever drink?

- 56% NEVER DRINKS
- 24% OCCASIONAL DRINKER
- 6% WEEKLY DRINKER, NONE IN TYPICAL DAY
- 9% 1 PER DAY
- 2% 2 PER DAY
- 1% 3+ PER DAY
- 3% DON'T KNOW/NO RESPONSE

47. How old were you when you had your first drink of beer, wine or other alcoholic beverage? By drink I mean a whole glass or can, not just a sip or two. [IF RESPONDENT EXPRESSES UNCERTAINTY] If you don't remember exactly, tell me roughly how old you were. [RECORD ACTUAL RESPONSE]

- 62% NEVER TRIED
- 8% <= 10
- 3% 11
- 5% 12
- 6% 13
- 6% 14
- 6% 15
- 3% 16
- 1% 17
- 2% DON'T KNOW/NO RESPONSE

48. [IF EVER HAD A DRINK] What was your first alcoholic beverage — beer (including malt beverages), wine (including coolers), or hard liquor?

38% BEER
37% WINE
21% HARD LIQUOR
4% DON'T KNOW/NO RESPONSE
[62% NOT ASKED]

49. [IF EVER HAD A DRINK] In a typical week, will you drink wine, beer, or another alcoholic beverage? [IF YES] Would you say in a typical day, you will you have no drinks, one drink, two drinks, or more than two drinks?

62% NEVER DRINKS
34% OCCASIONAL DRINKER
2% WEEKLY DRINKER, NONE IN TYPICAL DAY
1% 1 PER DAY
* 2 PER DAY
1% 3+ PER DAY
* DON'T KNOW/NO RESPONSE

50. [IF EVER HAD A DRINK] In a typical month, how many times will you get drunk, if at all? [RECORD ACTUAL RESPONSE]

62% NEVER DRINKS (NOT ASKED)
29% 0
4% 1
2% 2
1% 3
2% 4+
* DON'T KNOW/NO RESPONSE

How harmful to the health of someone your age is the regular use of each of the following:

51. Tobacco ... is it [READ OPTIONS]

70% VERY HARMFUL
21% FAIRLY HARMFUL
5% NOT TOO HARMFUL
3% NOT HARMFUL AT ALL
1% DON'T KNOW/NO RESPONSE

52. Marijuana ... is it

75% VERY HARMFUL
14% FAIRLY HARMFUL
6% NOT TOO HARMFUL
3% NOT HARMFUL AT ALL
1% DON'T KNOW/NO RESPONSE

53. Cocaine ... is it

92% VERY HARMFUL
3% FAIRLY HARMFUL
2% NOT TOO HARMFUL

2% NOT HARMFUL AT ALL
2% DON'T KNOW/NO RESPONSE

54. Alcohol ... is it

49% VERY HARMFUL
35% FAIRLY HARMFUL
13% NOT TOO HARMFUL
2% NOT HARMFUL AT ALL
1% DON'T KNOW/NO RESPONSE

55. Ecstasy ... is it

84% VERY HARMFUL
5% FAIRLY HARMFUL
2% NOT TOO HARMFUL
2% NOT HARMFUL AT ALL
7% DON'T KNOW/NO RESPONSE

56. How addictive are cigarettes: are they very addictive, somewhat addictive, not very addictive, or not addictive at all?

67% VERY ADDICTIVE
22% SOMEWHAT ADDICTIVE
3% NOT VERY ADDICTIVE
3% NOT ADDICTIVE AT ALL
5% DON'T KNOW/NO RESPONSE

57. How addictive is marijuana: is it very addictive, somewhat addictive, not very addictive, or not addictive at all?

57% VERY ADDICTIVE
25% SOMEWHAT ADDICTIVE
7% NOT VERY ADDICTIVE
4% NOT ADDICTIVE AT ALL
7% DON'T KNOW/NO RESPONSE

58. Compare a single cigarette to a single marijuana joint: which of these when smoked would be the more harmful to the health of someone your age?

24% CIGARETTE
70% MARIJUANA
6% DON'T KNOW/NO RESPONSE

59. Do you know someone who is a burn-out, or got "fried" on illegal drugs?

34% YES
65% NO
1% DON'T KNOW/NO RESPONSE

60. Do you know someone who is in, or has gone through, drug rehab?

31% YES
68% NO
1% DON'T KNOW/NO RESPONSE

61. Have you ever stopped being the friend of someone because they were always high?

- 16% YES
- 83% NO
- 1% DON'T KNOW/NO RESPONSE

62. Do you know a friend or classmate who has used illegal drugs like acid, cocaine, or heroin? [IF YES] Do you know more than one person who has used drugs like acid, cocaine, or heroin?

- 17% YES, KNOW ONE
- 23% YES, KNOW MORE THAN ONE
- 59% DO NOT KNOW ANYONE WHO HAS USED THESE DRUGS
- 1% DON'T KNOW/NO RESPONSE

63. [SPLIT SAMPLE, VERSION A] Do you know a friend or classmate who has used ECSTASY OR "E"? [IF YES] Do you know more than one person who has used ECSTASY?

- 9% YES, KNOW ONE
- 13% YES, KNOW MORE THAN ONE
- 75% DO NOT KNOW ANYONE WHO HAS USED ECSTASY
- 2% DON'T KNOW/NO RESPONSE

[SPLIT SAMPLE, VERSION B] Do you know a friend or classmate who has used METHAMPHETAMINES OR "METH"? [IF YES] Do you know more than one person who has used METHAMPHETAMINES?

- 7% YES, KNOW ONE
- 5% YES, KNOW MORE THAN ONE
- 84% DO NOT KNOW ANYONE WHO HAS USED METHAMPHETAMINES
- 4% DON'T KNOW/NO RESPONSE

64. [SPLIT SAMPLE, VERSION A] Do you know a friend or classmate who uses steroids regularly? [IF YES] Do you know more than one person who uses steroids?

- 6% YES, KNOW ONE
- 6% YES, KNOW MORE THAN ONE
- 87% DO NOT KNOW ANYONE WHO HAS USED STEROIDS
- 1% DON'T KNOW/NO RESPONSE

[SPLIT SAMPLE, VERSION B] Do you know a friend or classmate who abuses prescriptions drugs or uses them without a prescription, like Oxycontin, Percocet or Ritalin? [IF YES] Do you know more than one person who abuses prescriptions drugs or uses them without a prescription?

- 11% YES, KNOW ONE
- 14% YES, KNOW MORE THAN ONE
- 74% DO NOT KNOW ANYONE WHO ABUSES PRESCRIPTION DRUGS
- 2% DON'T KNOW/NO RESPONSE

65. Thinking again about your own close circle of friends, how many of them currently use marijuana — none of them, less than half, about half, more than half, or all of them?

- 68% NONE
- 19% LESS THAN HALF
- 5% HALF
- 5% MORE THAN HALF
- 3% ALL OF THEM
- 1% DON'T KNOW/NO RESPONSE

66. If you wanted to buy marijuana right now, how long would it take you to get it: an hour or less, a few hours, within a day, within a week, longer than a week, or would you be unable to buy it?

20% AN HOUR OR LESS
7% A FEW HOURS
12% WITHIN A DAY
12% WITHIN A WEEK
3% LONGER THAN A WEEK
34% WOULD BE UNABLE TO BUY
12% DON'T KNOW/NO RESPONSE

67. Have you ever smoked or tried marijuana?

16% YES
84% NEVER TRIED IT
* DON'T KNOW/NO RESPONSE

68. [IF TRIED MARIJUANA] How old were you when you first tried marijuana? [RECORD ACTUAL RESPONSE]

84% NEVER TRIED
1% <= 10
1% 11
1% 12
3% 13
4% 14
3% 15
2% 16
1% 17
* DON'T KNOW/NO RESPONSE

69. [IF TRIED MARIJUANA] Would you describe yourself more as an occasional user, or as a one-time user of marijuana?

43% OCCASSIONAL USER
56% ONE-TIME USER
2% DON'T KNOW/NO RESPONSE
[84% NOT ASKED/NEVER TRIED]

70. [IF TRIED MARIJUANA] Had you smoked cigarettes *before* you first used marijuana?

57% YES
42% DID NOT SMOKE BEFORE USING MARIJUANA
1% DON'T KNOW/NO RESPONSE
[84% NOT ASKED/NEVER TRIED]

71. [IF OCCASSIONAL USER OF MARIJUANA] Were you also a cigarette smoker at the time you were using marijuana, or not?

31% YES, A CIGARETTE SMOKER
70% NOT A CIGARETTE SMOKER
* DON'T KNOW/NO RESPONSE
[93% NOT ASKED/NEVER TRIED MARIJUANA, NOT OCCASSIONAL USER]

72. [ALL] Do you think that a teen who smokes cigarettes is more likely to use marijuana, or are they not more likely to use marijuana?

77% YES
18% NOT MORE LIKELY
5% DON'T KNOW/NO RESPONSE

73. Do you think that a teen who smokes cigarettes is more likely to drink alcohol, or are they not more likely to drink alcohol?

72% YES
24% NOT MORE LIKELY
4% DON'T KNOW/NO RESPONSE

74. Do you think that a teen who drinks alcohol is more likely to use marijuana, or are they not more likely to use marijuana?

69% YES
28% NOT MORE LIKELY
4% DON'T KNOW/NO RESPONSE

75. [SPLIT SAMPLE, VERSION A] Do you think that a teen who uses marijuana is more likely to use drugs such as Ecstasy or Methamphetamines, or are they not more likely to use these drugs?

79% YES
17% NOT MORE LIKELY
5% DON'T KNOW/NO RESPONSE

[SPLIT SAMPLE, VERSION B] Do you think that a teen who uses marijuana is more likely to use harder drugs, such as cocaine or heroin, or are they not more likely to use these drugs?

80% YES
16% NOT MORE LIKELY
4% DON'T KNOW/NO RESPONSE

76. How likely is it that you will try drugs in the future?

3% VERY LIKELY
8% SOMEWHAT LIKELY
27% NOT VERY LIKELY
62% NEVER HAPPEN
1% DON'T KNOW/NO RESPONSE

77. One final question: as you were speaking with me, was there someone there with you who could overhear your answers, or not?

28% COULD OVERHEAR
71% COULD NOT OVERHEAR
1% DON'T KNOW/NO RESPONSE

That's the last of my questions. Thank you very much for your answers and for your time. Good-bye.